

Marshalls®

SHADOW-ANCHORED BY

STATER BROS.
markets

LOWE'S

Walgreens

HOBBY LOBBY five BELOW

- New 10-Year Lease
- 2026 Construction
- #76 on *Forbes* Fortune 500 List
- #3 Largest Apparel Retailers by *Revenue*
- 75,000 CPD Signalized Intersection
- Affluent Demos; \$107,000 AHHI

HOBBY LOBBY

five BELOW

Marshalls



TENANT EXPECTED TO
OPEN IN MARCH 2026

THIS IMAGE HAS BEEN DIGITALLY ALTERED FOR ILLUSTRATIVE PURPOSES

OFFERING MEMORANDUM
APPLE VALLEY, CALIFORNIA

SUBJECT PROPERTY
Marshalls



HANLEY INVESTMENT GROUP
REAL ESTATE ADVISORS

OFFERED AS A THREE-TENANT INVESTMENT OR INDIVIDUALLY

CLICK TO VIEW THREE-TENANT OFFERING



\$26,880,000 | 6.15% CAP RATE

CLICK TO VIEW INDIVIDUAL OFFERING



\$15,200,000 | 6.15% CAP RATE

CLICK TO VIEW INDIVIDUAL OFFERING



\$3,920,000 | 6.00% CAP RATE



Marshalls®

TABLE OF CONTENTS

Offering Summary	4
Investment Highlights	5
Rent Roll	7
Site Plan / Parcel Map	8
Surrounding Tenants	9
Aerial Overview	10
Regional Map	12
Tenant Profiles	13
Area Overview	15
Demographics	17

EXCLUSIVELY LISTED BY:

Kevin Fryman

Executive Vice President
kfryman@hanleyinvestment.com
949.585.7674 | CA Lic. #01321833

Bill Asher

Executive Vice President
basher@hanleyinvestment.com
949.585.7684 | CA Lic. #01318078

Sean Cox

Vice President
scox@hanleyinvestment.com
949.585.7648 | CA Lic. #02114392

OFFERING SUMMARY

LOCATION

Marshalls
19390 Bear Valley Road
Apple Valley, CA 92308

 [VIEW ON
GOOGLE MAPS](#)

OFFERING SUMMARY

Price:	\$8,060,000
Net Operating Income:	\$483,500
Capitalization Rate:	6.00%
Price per Square Foot:	\$350
Net Rentable Area:	23,000
Year Built:	2026
Lot Size [Acres]:	2.30
Ownership Interest:	Fee Simple (Land & Improvements)

FINANCING SUMMARY

All Cash or Cash to New Financing
(Contact Hanley Investment Group for Further Details)



#3

**Discount
Clothing**

Newsweek (2025)

#3

**Department
Stores**

YouGov (2025)

#76

**Fortune
500**

Fortune Magazine (2025)

INVESTMENT HIGHLIGHTS

- **Marshalls (NYSE: TJX; S&P: A; Investment Grade):**

- The TJX Companies is the parent company of Marshalls and is the leading off-price apparel and home fashion retailer in the U.S. and worldwide operating nearly 4,700 stores in 9 countries under the brands of TJ Maxx, Marshalls, HomeGoods, Homesense, and Sierra
- New 10-year initial lease term
- \$1.00/SF/Yr increases every 5 years
- #76 Fortune 500 List – *Fortune* (2025)
- #3 Largest Apparel Retailers by Revenue – *Statista* (2023)

- **King Energy:**

- New 25-year lease
- 2% annual increases
- Delivers solar battery storage, and EV Charging solutions tailored to for multi-tenant commercial properties

- **Hobby Lobby, Marshalls and Five Below are Being Offered as Individual Investments or as a Single Three-Tenant Investment (Contact Brokers for Further Details or Click on the Link on [Page 2](#) to Access the other Individual OMs)**



INVESTMENT HIGHLIGHTS

- **Dominant Surrounding Placer Rankings**
 - *The Home Depot* – Top 15% in chain nationwide
 - *Stater Bros Markets* – Top 8% in grocery category nationwide
 - *WinCo Foods* – Top 1% in grocery category nationwide
 - *Lowe's Home Improvement* – Top 6% in home improvement category nationwide
 - *Burlington* – Top 14% in chain nationwide
- **Extremely High-Traffic Location off the Signalized Intersection of Bear Valley Road and Apple Valley Road (75,000 CPD)**
- **Dense Retail Corridor Surrounded by Major National Retailers:**
 - The property benefits from a built-in consumer base driven by other major national retailers including Target, The Home Depot, Lowe's Home Improvement, Stater Bros Markets, WinCo Foods, Burlington, CineMark, 24 Hour Fitness, PetSmart, Ulta, McDonald's, Chipotle, El Pollo Loco, Buffalo Wild Wings, Bank of America, etc.
 - Jess Ranch Marketplace draws 6.8 million annual visitors per Placer.ai
 - Located adjacent to new Sprouts Farmers Market anchored center featuring retail shops, Mister Car Wash, and Raising Cane's
- **Affluent and Growing Demographics + New Housing Developments:**
 - An average household income of \$107,000 within a 3-mile radius
 - Apple Valley grew over 17% between 2010-2020
 - Rapidly expanding economy with over 27,000 units either planned or under construction



THIS IMAGE HAS BEEN DIGITALLY ALTERED FOR ILLUSTRATIVE PURPOSES

RENT ROLL

TENANT	SUITE	SF	LEASE START (1)	LEASE END	ANNUAL RENT/SF	ANNUAL RENT	MONTHLY RENT/SF	MONTHLY RENT	RENTAL INCREASES	LEASE TYPE	RENEWAL OPTIONS
Marshalls	C	23,000	3/1/26	2/28/36	\$21.00	\$483,000	\$1.75	\$40,250	\$1.00/sf/yr Every 5 Years (February 2031)	NNN	Four 5-Year @ 8% Each Option
King Energy - Marshalls (2)	ROOF	N/A	TBD	25 Years	-	\$500	-	\$42	2% Annually (Year 2)	Gross	None
Total Square Footage:		23,000						\$40,292	Total Monthly Rent		
Total Available:		0	0%	Vacancy				\$483,500	Total Annual Rent		
Total Occupied:		23,000	100%	Occupancy							

NOTES

(1) All Commencement Dates are calculated estimates based on confirmed Delivery Dates and Leases.

(2) Solar panels on tenants roof. Commencement shall occur the date the System is energized, following interconnection to the Utility's grid and permission to operate.

The information provided hereto is intended to be used and must be used for informational purposes only. You are responsible for conducting your own analysis before making any investment-based decision. Although best efforts are made to ensure that all information is accurate and up to date, information has been provided by sources outside of the company and errors and misprints may occur.



THIS IMAGE HAS BEEN DIGITALLY ALTERED FOR ILLUSTRATIVE PURPOSES



NOT A PART

SITE PLAN / PARCEL MAP



Marshalls
19390 Bear Valley Road
Apple Valley, CA 92308

 PROPERTY PARCEL



BEAR VALLEY ROAD

SURROUNDING TENANTS

TOP 15% NATIONWIDE
(CHAIN)



TOP 8% NATIONWIDE
(GROCER CATEGORY)



OPENED IN OCTOBER 2025



TOP 6% NATIONWIDE
(HOME IMPROVEMENT CATEGORY)



AERIAL OVERVIEW



STRONG PLACER RANKINGS FOR NEARBY VICTORVILLE AND HESPERIA LOCATIONS ALONG I-15 AND HESPERIA ROAD

Marshalls
TOP 11% NATIONWIDE (CHAIN CATEGORY)

Placer.ai

DEMOGRAPHICS

Population:	
1-Mile Radius	3,456
3-Mile Radius	51,627
5-Mile Radius	132,188
Household Income:	
1-Mile Radius	\$99,763
3-Mile Radius	\$106,718
5-Mile Radius	\$91,930



AERIAL OVERVIEW

**DOMINANT REGIONAL
RETAIL INTERSECTION**

**JESS RANCH
MARKETPLACE**

- TARGET
- WinCo FOODS
- BEST BUY
- Kirkland's
- BIG 5
- CINEMARK
- Burlington
- Staples
- 24 FITNESS

- BUFFALO WILD WINGS
- Denny's
- Red Robin
- crumbl
- Applebee's GRILL & BAR
- Jockey Mike's SUBS
- CHIPOTLE MEXICAN BOWL

- ALDI
- planet fitness
- Auto Zone

- ULTA beauty
- Jack In the box

- usbank

- PANDA EXPRESS

- GameStop

- Starbucks

- McDonald's

- JJ

- PAPA JOHN'S

- THE HOME DEPOT

- FARMERS INSURANCE

- CHASE

- W

- Hertz

- W Wenerschnitzel

**75,000 CPD
- INTERSECTION -**

- SUBWAY

BEAR VALLEY ROAD

APPLE VALLEY ROAD

- Mister CAR WASH

- Cane's

- SPROUTS FARMERS MARKET

- WELLS FARGO

- Pollo Loco

- LOWE'S

- SONIC

- STATER BROS. markets

**HOBBY LOBBY
NEW CONSTRUCTION**

**FIVE BELOW
NEW CONSTRUCTION**

SUBJECT PROPERTY
Marshalls

REGIONAL MAP



TENANT PROFILES



Marshalls

Marshalls is a leading discount department store chain, renowned for offering brand-name clothing, footwear, bedding, furniture, beauty products, and housewares at significant discounts. Founded in 1956 by Alfred Marshall, the store quickly gained popularity for its business model, which focused on selling high-quality, brand-name merchandise at prices 20-60% below regular retail. Marshalls operates over 1,200 stores across the United States, Canada, and Puerto Rico. Marshalls offers a constant influx of new inventory, ensuring customers always find fresh and diverse product offerings. This “treasure hunt” shopping experience is a key draw for shoppers who enjoy discovering deals on a wide range of items. As part of the TJX Companies, Marshalls is able to deliver exciting and rapidly changing product selections through the company’s vast network of more than 1,300 buyers sourcing merchandise from 21,000 vendors across 100 countries. Parent company, The TJX Companies, Inc., is a *Fortune 100* company and is the leading off-price retailer of apparel and home fashions in the U.S. and worldwide. TJX operates over 5,000 stores across 9 countries, including TJ Maxx, Marshalls, HomeGoods, Homesense, and Sierra, in the U.S.; Winners, HomeSense, and Marshalls in Canada; TK Maxx and Homesense in Europe, and TK Maxx in Australia. Total overall sales surpassed \$56 billion for TJX Companies in 2024, a milestone for the brand. Consolidated comparable store sales grew 4% from the previous year.

Company Type: Public (NYSE: TJX ; S&P: A)
Locations: 1,230+
Website: www.marshalls.com

#3

**Discount
Clothing**

Newsweek (2024)

#3

**Department
Stores**

YouGov (2025)

#76

**Fortune
500**

Fortune Magazine (2025)

TENANT PROFILES



King Energy is a U.S.-based clean-energy company that delivers solar, battery storage, and EV charging solutions tailored for multi-tenant commercial properties. The company leases unused rooftop or parking-lot space from property owners, fully funds and manages the installation and maintenance of solar and battery systems, and sells the generated clean energy directly to tenants, removing upfront costs and financial barriers that typically limit solar adoption in multi-tenant environments. King Energy's EV business complements its solar platforms by deploying EV charging infrastructure at commercial properties, enabling tenants and building owners to support fleet and workplace charging while leveraging on-site renewable energy and demand-management strategies. King Energy currently operates across 11 states, supporting 175+ energy programs serving over 25 million square feet of tenant space. King Energy has secured over \$300 million in project funding to support program installations nationwide, positioning the Company to be the largest provider of multi-tenant solar solutions in the United States.

Company Type: Private
Locations: 175+
Website: www.kingenergy.com

11
Current
Operating States

175+
Energy
Programs

\$300M
Project Funding
Nationwide

AREA OVERVIEW

Apple Valley, CA

- Situated in the Victor Valley of San Bernardino County, east of and adjoining to the neighboring cities of Victorville and Hesperia, 35 miles south of Barstow, and 49 miles north of San Bernardino
- 75,000+ city residents and an average household income of \$109,872
- Its desert setting brings approx. 350 days of sunshine a year, and the combination of weather and geography unveils the hidden treasures of the High Desert's dramatic landscapes and exquisite sunsets
- #7 "Most Diverse Places to Live in San Bernardino County" – *Niche* (2025)

ECONOMY


- The largest industries are healthcare, education, and retail trade
- Principal employers include Apple Valley Unified School District, St. Mary Regional Medical Center, Walmart Distribution Center, Target, Big Lots, Jess Ranch Healthcare, WinCo Foods, and Walmart
- Home to 4.2 million square feet of retail and office space, 2.6 million square feet of industrial inventory
 - **North Apple Valley Industrial Specific Plan (NAVISP)** - A 6,600-acre industrial area designated for logistics, manufacturing, warehousing, and other industrial uses
- A leader in advanced health care systems, spanning the gamut from pediatric services to radiology, with St. Mary Medical Center as the hub of state-of-the-art medical services
- **The Lewis Center for Academic Excellence** - A nationally recognized laboratory school; ranked in the top 3% of schools nationwide by the *U.S. News and World Report*

DEVELOPMENTS

- **Watson High Desert Logistics Center** - A 3.73 million square foot, 3-building industrial campus for advanced manufacturing, high-cube distribution, and logistics operations; approved and in planning
- **ARCO Distribution Center** - \$96M, 1.2M square foot warehouse expected to create over 200 jobs, slated for completion by late 2026
- **Brightline West Apple Valley Station** - A key stop on the new high-speed electric rail line connecting Southern California to Las Vegas; slated for a 2026/2027 opening



\$109,872 Average Household Income



TOWN OF APPLE VALLEY



ST. MARY'S REGIONAL MEDICAL CENTER



ARCO DISTRIBUTION CENTER RENDERING

AREA OVERVIEW

Inland Empire (IE)

- Comprised of Riverside and San Bernardino counties; 60 miles inland from coastal Southern California
 - 60 miles north to south and 50 miles wide, covering 27,000 square miles
- Home to 12% of California's population (4.7 million people); 13th-largest metro in the nation
 - Expected to grow by 1 million residents by 2050, accounting for one third of all of California's growth
 - Home to a large Latino population which accounts for 52% of all residents
 - Home to six of California's 30 largest cities
- Loved for its affordable housing, manageable traffic, abundant outdoor activities, and large employers

ECONOMY

- Gross Domestic Product (GDP) exceeds \$237.9 billion; 20th-largest economic region in the U.S.
- One of the nation's key players in the logistics industry; 40% of U.S. goods travel through the IE
 - Holds more industrial large-space leases than Dallas and Atlanta combined (the 2nd and 3rd busiest cities for such leases in the U.S.)
 - Amazon has 40 facilities in the Inland Empire and is one of the region's largest employers
- **Ontario International Airport (ONT)** - Passenger travel reached 6.4 million in 2023, up 12% from 2022
- Important employers in the region include Amazon, Kaiser Permanente, University of California-Riverside, Panda Restaurant Group, Abbott Vascular, Collins Aerospace, Loma Linda University, and Stater Bros. Markets

DEVELOPMENTS

- **Brightline** - \$12 billion construction of 218 miles of rail service connecting Rancho Cucamonga to Las Vegas
- **World Logistics Center** - A \$25 billion project to construct 40.6 million SF of logistics buildings on 2,610 acres in Moreno Valley; expected to boost the supply chain capabilities of Southern California
 - Under construction; will be the largest planned logistics and business park in North America
- **Silverwood** - A massive master-planned community in Hesperia; 15,633 housing units at build-out



40% of All U.S. Goods Travel Through the Inland Empire



LAKE ELSINORE SUPERBLOOM



AMAZON WAREHOUSE




WORLD LOGISTICS CENTER

DEMOGRAPHICS


	1-Mile	3-Mile	5-Mile
POPULATION			
2030 Projections	3,439	51,409	131,963
2025 Estimates	3,456	51,627	132,188
2020 Census	3,468	52,648	133,936
2010 Census	2,960	47,691	121,495
Growth 2010-2020	17.16%	10.39%	10.24%
HOUSEHOLDS			
2030 Projections	1,727	18,668	44,615
2025 Estimates	1,723	18,503	44,117
2020 Census	1,724	18,517	43,888
2010 Census	1,443	16,587	40,020
Growth 2010-2020	19.47%	11.64%	9.67%
Growth 2025-2030	0.23%	0.89%	1.13%
2025 POPULATION BY SINGLE-CLASSIFICATION RACE			
White Alone	2,105	26,743	58,427
Black or African American Alone	308	3,769	11,765
American Indian and Alaska Native Alone	28	826	2,512
Asian Alone	245	2,478	4,759
Native Hawaiian and Other Pacific Islander Alone	7	207	529
Some Other Race Alone	332	9,293	33,047
Two or More Races	429	8,312	21,150
2025 POPULATION BY ETHNICITY (HISPANIC OR LATINO)			
Hispanic or Latino	857	21,167	64,904
Not Hispanic or Latino	2,599	30,460	67,283
2025 AVERAGE HOUSEHOLD INCOME			
	\$99,763	\$106,718	\$91,930

AREA SNAPSHOT




132,188

POPULATION (5-Mile)




121,486

DAYTIME POPULATION (5-Mile)




17.16%

POPULATION GROWTH (1-Mile, 2010-2020)



\$106,718

AVERAGE HOUSEHOLD INCOME (3-Mile)



\$555,001

AVERAGE HOME VALUE (3-Mile)

Source: ESRI [2025]



HANLEY INVESTMENT GROUP
REAL ESTATE ADVISORS

The information contained herein does not purport to provide a complete or fully accurate summary of the Property or any of the documents related thereto, nor does it purport to be all-inclusive or to contain all of the information which prospective buyers may need or desire. All financial projections are based on assumptions relating to the general economy, competition, and other factors beyond the control of the Owner and Broker and, therefore, are subject to material variation. This Marketing Package does not constitute an indication that there has been no change in the business or affairs of the Property or the Owner since the date of preparation of the information herein. Additional information and an opportunity to inspect the Property will be made available to interested and qualified prospective buyers.

Neither Owner nor Broker nor any of their respective officers, Agents or principals has made or will make any representations or warranties, express or implied, as to the accuracy or completeness of this Marketing Package or any of its contents, and no legal commitment or obligation shall arise by reason of the Marketing Package or its contents. Analysis and verification of the information contained in the Marketing Package is solely the responsibility of the prospective buyer, with the Property to be sold on an as is, where-is basis without any representations as to the physical, financial or environmental condition of the Property.

Owner and Broker expressly reserve the right, at their sole discretion, to reject any or all expressions of interest or offers to purchase the Property and/or terminate discussions with any entity at any time with or without notice. Owner has no legal commitment or obligations to any entity reviewing this Marketing Package or making an offer to purchase the Property unless and until such sale of the Property is approved by Owner in its sole discretion, a written agreement for purchase of the Property has been fully delivered, and approved by Owner, its legal counsel and any conditions to the Owner's obligations thereunder have been satisfied or waived.

This Marketing Package and its contents, except such information which is a matter of public record or is provided in sources available to the public (such contents as so limited herein called the Contents), are of a confidential nature. By accepting this Marketing Package, you unconditionally agree that you will hold and treat the Marketing Package and the Contents in the strictest confidence, that you will not photocopy or duplicate the Marketing Package or any part thereof, that you will not disclose the Marketing Package or any of the Contents to any other entity (except in the case of a principal, who shall be permitted to disclose to your employees, contractors, investors and outside advisors retained by you, or to third-party institutional lenders for financing sought by you, if necessary, in your opinion, to assist in your determination of whether or not to make a proposal) without the prior authorization of the Owner or Broker, and that you will not use the Marketing Package or any of the Contents in any fashion or manner detrimental to the interest of the Owner or Broker.

Copyright © 2026 Hanley Lefko Investments, Inc. dba Hanley Investment Group. Information herein has been obtained from sources deemed reliable, however its accuracy cannot be guaranteed. The user is required to conduct their own due diligence and verification.

EXCLUSIVELY LISTED BY:

Kevin Fryman

Executive Vice President
kfryman@hanleyinvestment.com
949.585.7674 | CA Lic. #01321833

Bill Asher

Executive Vice President
basher@hanleyinvestment.com
949.585.7684 | CA Lic. #01318078

Sean Cox

Vice President
scox@hanleyinvestment.com
949.585.7648 | CA Lic. #02114392



\$12.6 BILLION
retail sales nationwide



SHARED DATABASE
collaborative proprietary database



GLOBEST. INFLUENCERS
in retail & net lease sales



NATIONWIDE REACH
retail & investors across the U.S.



\$2.6 BILLION IN RETAIL SOLD
500+ transactions in last 36 mos.